

REACH OUT!



**“SUNDAY SCHOOL...
an open door”**

FALL 1973

"SUNDAY SCHOOL...An Open Door for '74"

FIRST
CORINTHIANS
16:9

"For a great door and effectual is opened unto me." (KJ)

"For a door that offers wide and effective service stands open before me." (Wey)

"A great opportunity lies open to me, plain to view." (Knox)

"For I have a great and promising opportunity here." (Gspd)

Like the church, the Sunday school has many critics, but no rivals. In 1974 the door of the Sunday school is going to be an open door. The emphasis upon the sound teaching of the Word lays a great burden on the Sunday school. But, it can be ready for this challenge.

Does the image of your Sunday school need to be renewed? In whose eyes? Is it rising to the opportunities placed before it? Are your teachers revived and into the Word? Can you, as a Sunday school leader, do more to inoculate your staff with the contagious spirit of expectance and life through the miracle of His word?

Foursquare Sunday Schools have come "for such a time as this." The spirit of revival, with its harvest of souls, sweeps into the Sunday school as well. Converts need to be grounded in the Word - a Sunday school task. The winds of strange doctrines blow with the revival. The Sunday school's forthright teaching of the Word rises to settle the winds.

There is no greater motivation than a clear sense of direction. What is your purpose in the Sunday school? We are called upon to


...Reach Out
 ...Teach
 ...Evangelize
 ...Train for Ministry
 ...Fellowship

This is our direction.

Success is reaching our potential. Until the Lord returns, the ministry of the Word will continue. The Sunday school must be an open door, accomplishing its purposes as outlined above. When every community--every individual--has been won to Christ, is equipped for service, and is sent out to reach others, the Sunday school will be totally successful. Until then, the Sunday school doors stand open.

Foursquare Publications
1100 Glendale Blvd.
Los Angeles, Ca. 90026

"SUNDAY SCHOOL...An Open Door in '74"



AN
OPEN
DOOR

- | | |
|---------------|---------------------------------|
| to REACH OUT | Fall Outreach |
| to FELLOWSHIP | Holiday Family Activities |
| to DISCIPLE | January Training Emphasis |
| to EVANGELIZE | All year - also Valentine's Day |
| to TEACH | Post-Easter Indoctrination |

This year carries a strong FAMILY EMPHASIS. See the blue pages in this manual prepared especially for family ministries.

FAMILY

Introduction

A great English preacher of a past generation was discouraged about church outreach. In 3 years of faithful ministry there was little visible response. Finally, Richard Baxter cried out to God and was given the conviction that he had been working in the wrong place. God seemed to tell him, "You're expecting revival to come through the church. Try the home!"

Newspapers, television, magazines and other media repeat the theme, "The family is in trouble." Much space and time is spent in seeking to diagnose the problems of the family, and some are offering only bandaids. What is the church doing?

The Bible has a great deal to say about the family and its place in society. Sociologists tell us that the home is 30% more effective than either the church or the school. And what is the church doing?

The resource of divine love is available through Christ, to the healing of broken and dying relationships. Christian families are hurting and are crying out for help. The church can, and must, assist the home in finding its rightful place as God has ordained and outlined in His word.

This fall the emphasis is on the home. Several avenues are open for the church in assisting the homes it reaches to be aided and built up. These include:

- Family Together Times Kits - a Family-At-Home Night Plan, with all the tools for the family to enjoy one another in a relaxed atmosphere and attitude.
- Family Plan Idea Pages - part of the Idea Book, these pages contain scores of ideas for involving families in service projects, Christian outreach and church activities
- Foursquare Family Facts - as a part of the Jubilee Year, the Foursquare family is united as never before. A few facts about our history, founder and church are a part of the Idea Pages.

FALL FAMILY MINISTRIES

The concern for the family, by the church, will cause it to evaluate its schedule and ministry to the family units. Is the church providing any time in its busy schedule when the family can have time alone -- an evening each week when no church activity is scheduled and when families are encouraged to be home, alone. This is a worthy goal.

The pastor's role in planning for family ministries is very important. But, he cannot do it himself. He can provide inspiration and guidance. Representation from the congregation can provide suggestions and a workable plan whereby the church can effectively minister to its families.

Coordinating Committee

A representative from each of the areas which minister to adults may serve as a Coordinating Committee to evaluate the church's program and plan for family ministry. The agencies represented on this council should be Sunday school, Crusader hour, UFW and CFM. The committee's function will be to plan and guide family ministries for this fall, or for the year.

Determine needs and structure a plan to minister to these needs.

Review the Family Together Time Kits with this packet. (See instruction pages which follow.) Introduce these to each family in your congregation and make them available to the families for their use.

Suggested Family Helps

1. Messages on the Christian Family. The Scripture gives specific guidelines for establishing homes, the roles of parents and children. Some of the portions which provide a basis for such messages about the Christian family follow.

Ministry of Listening and Understanding	Psa. 46:10; 139:4,23; I Cor. 8:3; Gal. 4:9
No Longer Strangers	Eph. 2:13-22
Purpose of Marriage	Genesis 1:28; 2:18,24
Importance of Marriage	Matt. 19:1-9; Rom. 7:1-3; I Cor. 7:39-40
Permanency of Marriage	Matt. 19:1-9; Rom. 7:1-3; I Cor. 7:39-40
Husbands	Eph. 5:25-28; I Pet. 3:7
Wives	Eph. 5:21-24; I Pet. 3:1-4
Parents and Children	Eph. 6:1-4
Motherhood	Proverbs 31:10-31; Psa. 113:9 I Tim. 2:10-15; Titus 2:4,5

Children	Psa. 131; Prov. 10:1; 15:20; Matthew 4:10
Power of Forgiveness	Matthew 18:21,22; Luke 6:37 II Cor. 2:10; I Peter 4:10
Family Unity	Psa. 113; John 15:12-17; Ephesians 4:1-3
Charity in the Home	Lev. 19:17,18; Matthew 22:37-40; 25:31-40; I John 4:10-21
Weekday Family Worship	I Chronicles 16:28-34; Psa. 95:6,7; 99:5,9; Matthew 4:10

These Scriptures might also provide the basis for an Adult Crusader Hour study: "What the Bible Has to Say to Families".

2. Study Course. Available in March, 1974 is a new Sunday school course for adults titled, "Communication: Key to Your Marriage." For a continued follow-up after the fall emphasis, consider this study for the young adult area.

3. Family Holidays. See the Idea Book, Release #6, for several pages of family-centered activities for Christmas and New Years.

4. Family Outreach. Center the fall outreach plan in the family. See the pages in this manual which suggest ways this can happen.

5. Adult Crusader Materials. Review the Adult Crusader Planner (available September, 1973) for a complete unit of ideas for family-centered programming.

FAMILY
TOGETHER-TIME
MINISTRY

A Family... A Plan of God.

Families are the basic units of society. They are the central units which God ordained for Christian influence and instruction. It is the plan of God himself that families should reflect the joys of Christianity. Families are God's plan.

And the Family Together-Time Kits are prepared to help families enjoy themselves together. They are designed to help each member learn to express his love for the other members.

Together-Times can be very enjoyable.

Together-Times are planned for the family to have a good time together.

Together-Times are outlined to involve every family member.

Together-Times allow each to enjoy the company of the others present.

Together-Times are fun -- growing times -- spiritually enriching -- exciting.

Some Guidelines

Family Together-Time is that one evening each week when the family plans to be by itself and enjoy one another's company. It can include all members in activities and games which promote cooperation and appeal to the interest of all members.

The Family Together-Time Kit provides many suggestions for these evenings for one entire month. The plan is simple, it only needs a night set aside for it to happen.

FAMILY TOGETHER TIMES

General Guidelines for the Church

1. As a church, set aside one evening each week for the next month when there will be no church sponsored activities. Guard this night; do not let anything interfere with this evening which the family can have by itself at home.
2. Suggest that families spend this time in their home, together as a family unit. Ask that no other church families or individuals telephone or in any other way interrupt the family units.
3. Provide each family with a Together Time Kit. Suggest each family may purchase its own -- 4 evenings of involvement for a family of 4 costs about 31¢ each week. (If more than 4 in a family, order additional kits.)*
4. If the church wishes to provide added publicity, ask one of the families to become a part of a "pilot program" and test the Together Time Kit prior to its introduction to the total church. Ask this family to share what it did, its value to them as a family, suggestions they may have for other families, etc.
5. During the regular church services, invite family members to share what the Family Together Times have meant to them.
6. Suggest that families continue the Together Times after the initial 4 weeks. The general suggestions found in the Kit will guide them.

*If more than a total of 4 family members, an additional kit will be needed. Families may share additional kits. For example: A family of 6 will need 2 kits, but will have enough additional materials to share with another family of 6--each kit handles 4 people.

The following song fits well with the family emphasis. Teach it in the Sunday school. The words of this song are noted on one of the Family Together Time placemats.

HAPPY HAPPY HOME

Author Unknown

Arrangement: Maureen Menges

With Je - sus* in the fa-mi-ly Hap-py hap-py home Hap-py hap-py home

This system contains the first two staves of music. The top staff is in treble clef with a key signature of one flat (Bb) and a 4/4 time signature. The bottom staff is in bass clef with the same key signature and time signature. The lyrics are written below the notes.

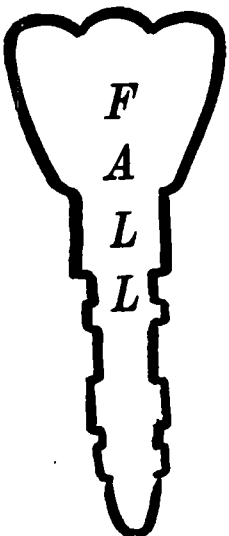
Hap-py hap-py home. With Je -sus in the fa-mi-ly Hap-py hap-py home

This system contains the next two staves of music, continuing the melody and accompaniment from the first system. The lyrics are written below the notes.

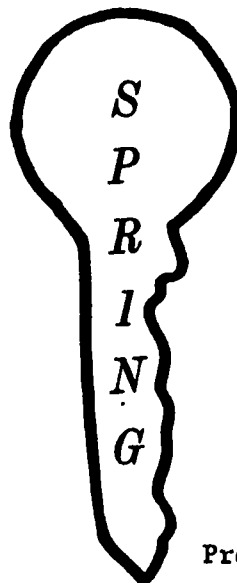
Hap - py hap - py home. * Replace word "Jesus" with names of family members (Father, Mother, Sister, Brother)

This system contains the final two staves of music. The top staff ends with a double bar line. The bottom staff continues the accompaniment. The lyrics are written below the notes.

Unlock Doors to Growth with 1974 KEY SUNDAYS



SEPTEMBER Rally Day
 OCTOBER 7 Founder's Day
 NOVEMBER 18 Thanksgiving Sunday
 Bible Sunday

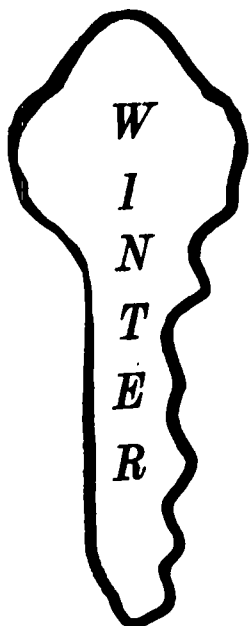


MARCH 17 Rally Day Jamboree
 APRIL 7 Palm Sunday
 APRIL 14 Easter Sunday
 APRIL 21 Faithfulness Day
 MAY 12 Mother's Day

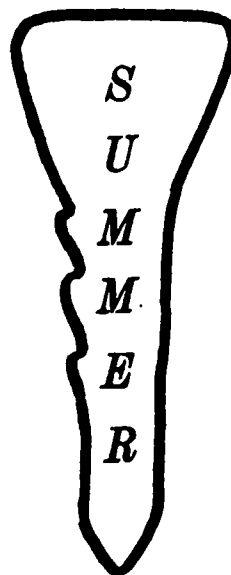


Pre-Easter - a community outreach

Post-Easter - a family emphasis



DECEMBER 23 Christmas Sunday
 JANUARY 6 New Year's Sunday
 FEBRUARY 10 Valentines Sunday



JUNE 2 Pentecost Sunday
 JUNE 9 Children's Day
 JUNE 16 Father's Day
 JULY 7 Independence Sunday
 Dominion Sunday
 AUGUST 25 Promotion Sunday



The purpose of Key Sundays of '74 is to provide additional excitement, enthusiasm, and total involvement of all the church in the Sunday school; to keep the Sunday school in the minds of the church and the community.

See the special Idea Book Pages designed to assist the church in programming these days.

Special Missionary Sunday (second Sunday of each month) materials are also available and sent to the church each July.

ENLARGEMENT PROGRAMS

An enlargement campaign brings about three distinctively different types of examination by the church:

1. The examination of the present program of the church and its effectiveness in teaching those for which it is responsible.
2. The examination of the community to discover the people for whom the church must assume responsibility.
3. The examination of what the church can do to become an effective instrument in God's hands to reach those who need Christ and Christian growth opportunities.

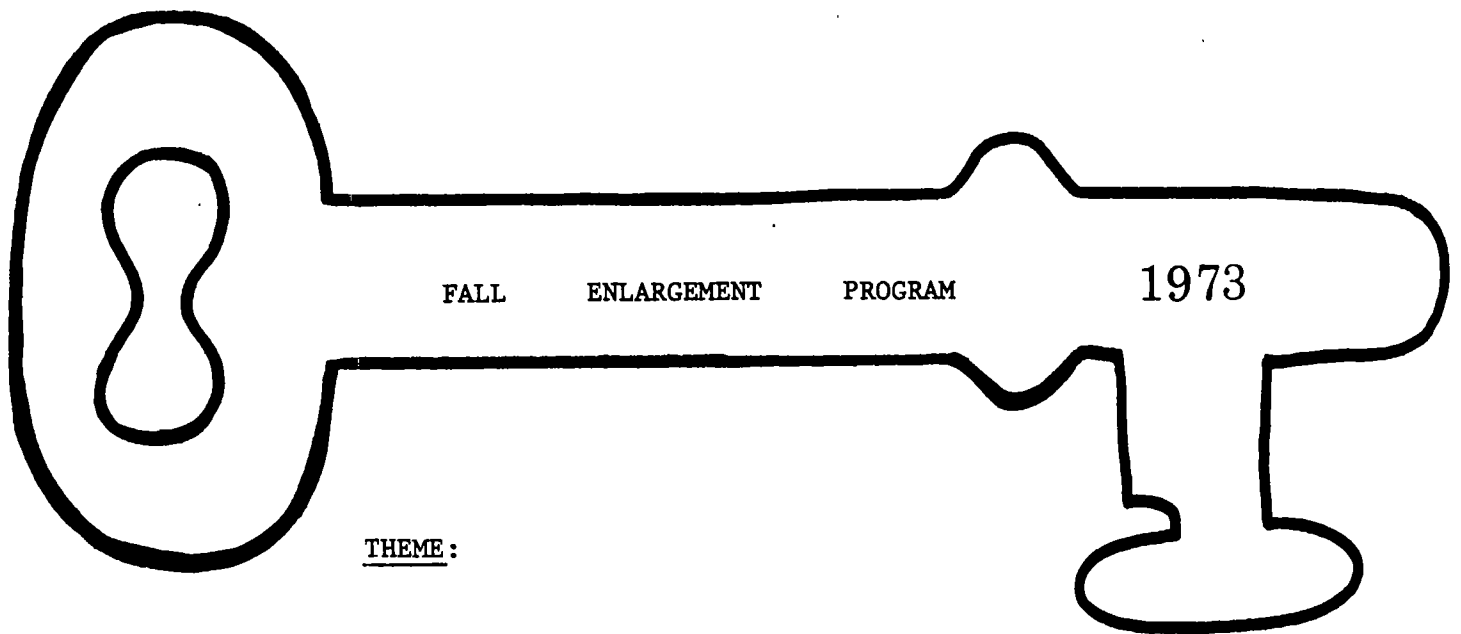
This examination, briefly summarized, tells us what the church is doing and what it should be doing to reach people for Christ and the church. Then it must decide which steps it will take towards appropriate action based on its findings.

ENLARGEMENT OBJECTIVES

Each enlargement-outreach program needs specific objectives. These should be:

1. To create a concern for the lost and unchurched.
2. To determine the possibilities for Sunday school growth.
3. To develop an outreach and evangelistic spirit.
4. To work toward the development and acceptance of an enlarged Sunday school ministry - based on the potential that is available.
5. To enlist adequate dedicated and trainable leaders.
6. To undergird the efforts of faithful workers.

Basic enlargement program suggestions - for organizing, strategy, planning and carrying out the program -- are to be found in the "Sunday School Enlargement Handbook" which is a part of this Sunday School Packet.



REACH OUT

KEY PURPOSE

EVANGELISM should be the key goal of this outreach effort. There are scores in your community who need to know Jesus. Reach out to them.

The Evangelism Key should be used in the Sunday school as well. Provide an opportunity each week for decisions.

COMPETITION


If a program of competition is to be used in this outreach, consider the following:

1. Center on the theme of Key Sundays.
2. Give a key (paper, real, plastic) to each one who attends each week. Make "key chains" for the keys to be put on (especially for small children).

Offer keys for visitors brought, perfect attendance during the 4 weeks, and for special persons. (See suggestions for bonus keys under the plan for each week.)

3. Give keys each week to those who attend. To promote consistent attendance, give 1 key for the first Sunday a pupil attends; 2 the second Sunday, etc.
4. Decorate the rooms, halls, foyers with keys, locks, chained doors, etc.

5. Use Key '73 materials for additional color.
6. Keep the rules simple. Provide a written outline of all rules, how awards are to be made and details regarding competition for each one who attends. Make no exceptions; "play by the rules."
7. Advertise your outreach campaign. Tell its purposes and invite the community to participate. Do not hesitate to tell of your concern for the spiritual climate of your community.



WEEKLY PROGRAM OUTLINE

Key Sunday #1	1st Week	REACH OUT.....for the Whole Family
Key Sunday #2	2nd Week	REACH OUT.....for Children
Key Sunday #3	3rd Week	REACH OUT.....for Youth
Key Sunday #4	4th Week	REACH OUT.....to Jesus



Reach Out for the Whole Family

What families are involved?

The Family Unit - allow extra keys for families when the entire family is in attendance (key for each family member).

The Church Family -- Place paper keys on a bulletin board in the church foyer, or in each department. On each key write the name of an inactive member -- someone who has not attended Sunday school for at least 6 Sundays. Allow members to take the keys and work to gain these persons in attendance for this week. For each visitor brought give a key. Give bonus keys for inactive members which have been activated.

The Community Family - Allow families, or individuals, to "adopt" members into their family for that week. Suggest they might bring persons who they see regularly -- those they work with, grocery checkers, milk man, etc. -- and who might have become close friends because of this contact.

Suggest that those "family members" which have been adopted that Sunday be invited home for dinner. Or, plan for a church dinner at noon this Sunday, when the entire church family eats together. (Perhaps a picnic, if the weather permits.)

Key Suggestions

1. Rally Day - Make this a 100% enrollment Sunday, when you work to have all of the members present.
2. Key Thoughts - Extend the "house key" when adopting family. Show a true spiritual concern for all who are invited -- not merely, "Come so I can win the contest."

3. Introduce the "Family Together Time Kits" for all adults. Explain briefly how they are used and make the kits available to them to purchase.

In using these kits, you may wish to select several families to "pilot" the program prior to this week. Ask for them to testify of their success and what it has meant to their families.



Reach Out for the Children

Conduct a Children's Rally this Sunday. The Sunday school will want to decide when this will occur. Consider this carefully. When will it happen?

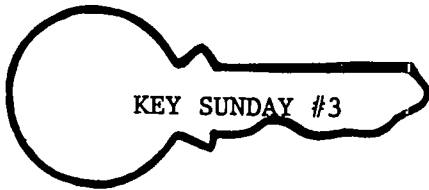
1. During Sunday School Hour - perhaps then eliminating the class teaching time?
2. During Church Time - when adults and youth are in regular service.

Key Suggestions

1. Give extra keys to children whose parents are in attendance that day. If the child is new and his parent comes, too, double the points.
2. Give keys to all new visitors.
3. Advertise a great children's rally by balloons, bicycle parades, flyers distributed by children in the church neighborhood, from the buses, in their neighborhoods.
4. Have a special "Treasure Chest" in each department for those who have brought children. Let their key open the chest.
5. In the adult classes this week, make special note of the courses of study and invite visiting parents to become a part of this. Emphasize that the Sunday school and church provides teaching and other ministry to the entire family.
6. Key into an evangelistic approach, with opportunities given for decisions for Christ.

7. Add another dimension to this Sunday by also making it "Grandparent Sunday". Locate the grandparents; have them present. Set a goal. Award gifts to the oldest, youngest, and those having the most grandchildren present. Challenge each family to be represented by a grandparent, even if they have to "adopt" one for the occasion. Have a special time in class for these persons. Let them know of your church's ministry to them.
8. Add Cradle Roll Sunday to this week. Conduct a "Baby Hunt" the preceeding week. Have a photographer take pictures of the babies and mothers present. Present the picture to parents on the following Sunday.

Special care should be taken with the young adult area this week. Let the parents know of your ministry to them and their families.



Reach Out for Youth

Sponsor a Youth Celebration.

Key Suggestions

1. The week prior to this Sunday provide advertising materials for youth to pass out at school, in snack shops where youth congregate, to friends.
2. Engage a special feature - a musical group, youth speaker, or similar attraction which will draw youth.
3. Provide opportunity for your own youth to help plan and carry out this celebration. Allow them to feel responsibility for its success.
4. Give extra keys to those persons who bring young people that week.
5. Key into a simple evangelistic approach. Allow your Christian youth to be involved.
6. Provide competition between classes, teams, groups of youth.



Reach Out to Jesus

This last Sunday of the Enlargement Outreach should:

1. Center on the gathering in of all contacts thus far.
2. Concentrate on renewing the commitments of regular members to a continued outreach for souls.
3. Provide opportunity for reward and rejoicing over the victories of the outreach.
4. Help to solidify the attendance of those new ones reached.

To accomplish these goals, the program must be built for this.




#1 - Gather in all contacts thus far.

- Offer the double or triple number of keys to those attending this week.
- Special visitation effort prior to Sunday
- Reward 100% attendance classes (those having 100% of all people who have attended in the past 3 weeks.)



#2 - Renew commitments for continued outreach.

- In each class be prepared to give the results of the past weeks. Include the decisions for Christ (have testimonies), numerical gains, community contacts and awareness built up.
- Present a positive, Scriptural basis for outreach.



#3 - Reward those who have achieved.


- Present any awards offered in the competition.
- Take pictures of these receiving awards (perhaps slides that can be shared later.)


→ #4 - Solidify the attendance gains.

- Nothing will do this as a well-prepared class. The pupil who has a pleasant experience of studying the word in his class will return. Teachers should be especially prepared for this week -- well prayed that the Spirit will show them how to best minister to needs, and well studied so the class can be involved in the lesson and not merely sitting to listen to a lecturer.
- A friendly atmosphere, with class members making visitors and newcomers feel welcome shows Christianity in action and attracts others.

Key Suggestions

1. This Sunday guard carefully the class time. Allow for an ample presentation of the lesson and class interaction with new attenders.
2. As far as possible, invite the pastor and other staff members into departmental assemblies and class sessions to personally greet the class and visitors.
3. Prior to this week, make a special effort to visit in the home of each one who has attended during the outreach campaign. Each visitor should be prepared to make a brief presentation of the church's ministry to the entire family.
4. Put the name of each visitor on a paper key. Hang these on the bulletin board in each class. Invite regular members to take a key, with the commitment that they will follow-up on this person with prayer, a friendly note or call and a special greeting in Jesus' name.
5. A fellowship time prior to class may provide a period when visitors can be introduced to class members and will have opportunity to become acquainted with them.





Some Key Thoughts

You are the key	keystone
Your key to....	musical key (chord)
God's key unlocks your problems	opener
prayer key	unlock
church key	key hole
family key	doorkeeper
Sunday school key	John 7:9
heart key	I Corinthians 16:9
home/house key	II Corinthians 2:12
master key	Revelations 3:8;20
pass key	Acts 14:27
safety key	Matthew 16:19
missionary keys (set free)	Lock - unlock, lock out, lock up
Key in....	Door - gate, entrance, portal

Heavenly Key - Overcoming Christian life; a daily walk with God, pleasing Him.

Christ sits on the throne of the heart.

Hebrews 11:5

- key of salvation, making heaven a certainty
- golden key - visual
- song: "Don't Forget There's A House to Let"

Prayer Key - rusty key in the average Christian's life

- study prayer life of Jesus; of Christians in history who were outstanding

Home Key - 30% more influential than any other institution.

Sunday School - 1 hour; public school - 30 hrs.; home - 137 hrs.

- Ephesians 6:1; Exodus 20:12; Joshua 24:15
Have pupils read and comment on verse then take puzzle piece (part of puzzle which when completed makes a key) and put it up.
- family involvement - music

Heart Key - salvation and consecration

I Peter 3:4;15; Romans 10:9,10; Jeremiah 17:9; Proverbs 23:26;
Ephesians 3:17; Colossians 1:27

- Visual - heart with key hole in it; only right key fits

Church Key - regular attendance, faithfulness; use key frequently and regularly;
key serves better when often used

- Substitute keys - radio listener - doesn't believe in going to church;
is much easier to listen on radio at home


Pray-at-home key - Hebrews 10:25

Just-as-good key - just as good as those who go to church

Good-deeds key - worthy motive, but won't substitute for church attendance

Sunday School Key - doesn't open door

Gold keys and silver keys,
Thin ones and short,
Long keys or thicker keys,
Keys of every sort.
Luggage keys, locker keys,
Old, or sometimes new.
Whether they be few or many,
This is always true,
The key that opens the lock
Is the only one that will do.



- Opens door to faithfulness

Other Keys

bal-key - some people are like mules, they are balky

mon-key - he makes fun of others; even plays in Sunday school

cran-key - he seems to get up on the wrong side of the bed every morning

cross-key - anyway you turn it, faith unlocks the door. Everything is right when we have Jesus in our hearts.

FEATURES

Display

Display items which speak of keys, locks, doors, etc. Some of these might be:

Unusual locks - with combinations, old out-dated ones


Key chains - unusual (If a local business has such give-aways, use them.)

Keys - unusual, old, oldest, largest, most complex

Door knobs - unusual, old, wooden, gold

Treasure Chest

Each department may have a box or "treasure chest". Each week when pupils are awarded their keys, they have a chance to get the lucky keys which open the treasure chest. Either allow them to try each week, or at the end of the drive. The leader should be sure that several keys which fit are among those given out.



VALENTINE MOBILE

Key Thought: God's love sent Jesus. His love in us spreads the Gospel throughout the world.

Basic Assembly Instructions

Drill a hole through each paper part at the dot. Through this hole put a piece of string or fine wire for hanging. Each wire should be of different length. Color and write on the mobile parts as is appropriate to your presentation. Cover a metal clotheshanger with paper, cloth, or ribbon which is the same color as the visual.

Hang several wires from the hanger base, and others from the hanging parts. Balance the mobile by adjusting the wires and hangings. If balance is difficult, place a paper clip on appropriate hanging pieces.

Suggested Uses

Family Visual. Give each family a mobile to cut out and put together. Or, prepare a base with the name of each family on it. Give the mobile pieces to each family. They should bring the pieces to Sunday school the next week and put them on the hanger base. The mobile will only balance if all family members are present.

Families, or single members, may "adopt" enough "family members" to complete the visual, or use only those pieces which they need. Provide extra pieces for visitors brought by the family.


Suggest that the large heart could represent Jesus, who should be at the heart of all families. If "Heart Sunday" is a key Sunday with an attendance drive as part of the day, award those families or teams which complete their heart mobiles.

Family Together Time. A family together time might be built around this mobile. Let each family suggest what each piece of the mobile might represent and find a Scripture which ties in each with. Write the Scripture on the mobile part, along with the thought represented. The mobile should hang in the home as a reminder of a Christ-centered family.

Several families may meet together to share what their mobiles represent.

Class Visual. The same principle as above applies, with each class member represented by one of the parts of the mobile.

Worship Time. If the visual is to be completed as part of a worship presentation, the following ideas may be used. Use Scripture with each part.



Place the heart as the first mobile piece, meaning: Jesus, the heart of Christianity; His love in coming.

Triangle: The Godhead, all of whom were involved in the the great love plan

Square: True Christianity calls for "square dealings" or honesty.

Octagon: Neighbors who need to have God's love expressed to them

Arrow: Points the right way

Rectangle: Open heartedness which allows love to flow through

Circle: (Draw continents on it) the world for whom Jesus died

Bible: Bible, Word of God, which is the basis for all

Love balances all of life. God's love in His children can reach around the world.

See the suggestions in the Idea Book for additional Valentine Day programming.

Further Suggestions

Consider the following possible uses for the different shapes and the lessons which can be taught with each. Any of the shapes might be lettered with a number of words or phrases, according to their intended use.

Order several visuals. Color the pieces to suit the use.

Heart - Love, family unity (with picture of family on heart), God's love, a willing heart

Square - place the Bible on the square and use for the Foursquare Gospel; Letter "Jesus" on the square and show Him as the center of the full-gospel message; "square" means right, honest; the block where the family lives.

Triangle - Trinity, with each point of the triangle representing one Person of the Godhead.

Octagon - Stop and go signs; guidelines for living

Arrows - Points the way; use up or down for direction; leads; use with Bible to illustrate direction which the Word gives

Circle - Draw continents on it and use for world; missions; round, completeness; draw triangle on it to represent Godhead and point out its completeness; 3 in one.

These shapes have endless uses. They need not represent something which is depicted by the shape itself. Use the smaller figures to add interest and other dimensions to the mobile's use.

This mobile may also be used with the I Believe Course.